

# Appendix A

## Item 1:

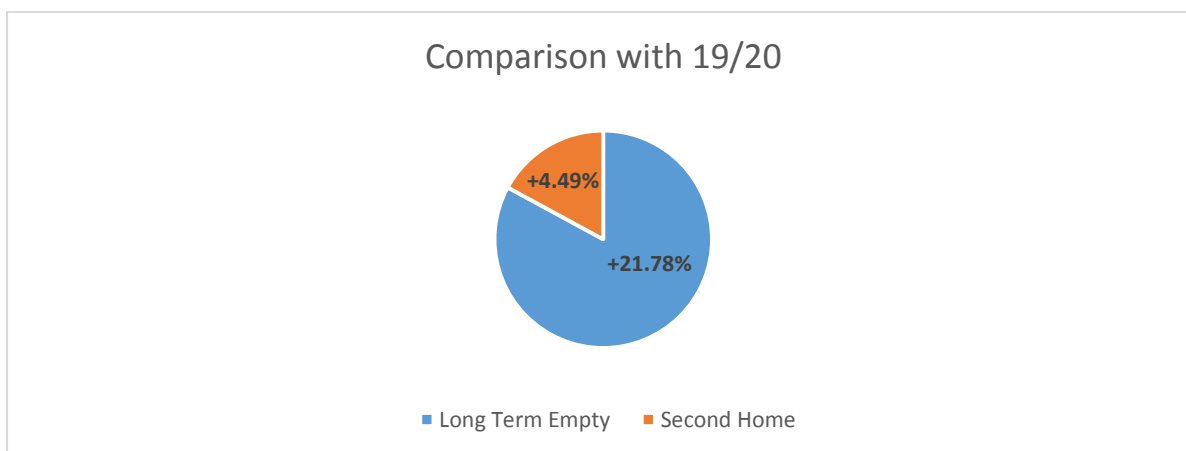
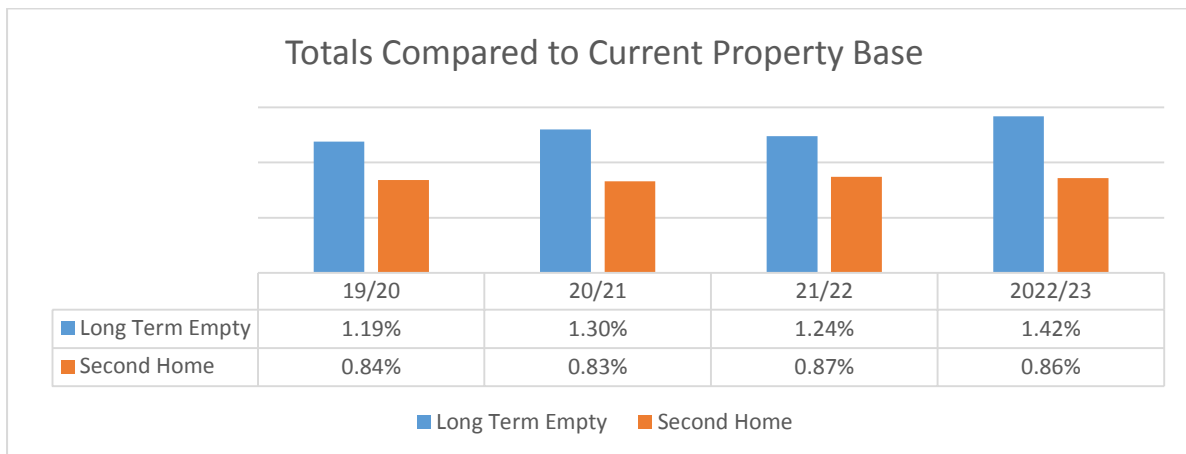
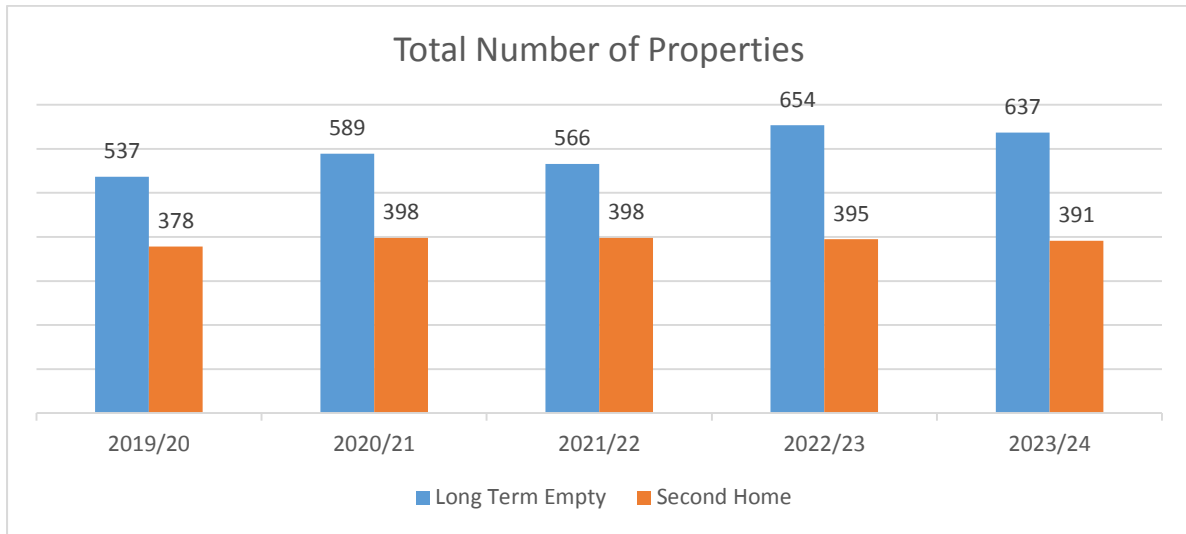
<b>Classes of Dwellings</b>	<b>Definition</b>	<b>Application</b>
Class 1	Dwellings being marketed for sale or where an offer to buy the dwelling has been accepted, time-limited for one year	Long-term empty properties and second homes
Class 2	Dwellings being marketed for let or where an offer to rent has been accepted, time-limited for one year	Long-term empty properties and second homes
Class 3	Annexes forming part of, or being treated as part of, the main dwelling	Long-term empty properties and second homes
Class 4	Dwellings which would be someone's sole or main residence if they were not residing in armed forces accommodation	Long-term empty properties and second homes
Class 5	Occupied caravan pitches and boat moorings	Second homes
Class 6	Dwellings where by virtue of a planning condition, year-round or permanent occupation is prohibited or has been specified for use as short-term holiday accommodation only or prevents occupancy as a person's sole or main residence	Second homes
Class 7	Job-related dwellings	Second homes

## Item 2

<b>Income</b>	<b>2019/20</b>	<b>2020/21</b>	<b>2021/22</b>	<b>2022/23</b>	<b>2023/24</b>
Long Term Empty	£272,973	£399,251	£396,375	£483,685	£489,008
Second Home	£327,883	£328,339	£352,217	£292,134	£300,160

# Appendix A

## Item 3



# Appendix A

## Item 4

<b>Parish</b>	<b>Long Term Empty</b>	<b>% of properties in parish</b>
Rhyl	521	3.20%
Prestatyn	90	0.90%
Llangollen	35	1.63%
Corwen	33	2.77%
Denbigh	58	1.32%

<b>Parish</b>	<b>Second Homes</b>	<b>% of properties in parish</b>
Rhyl	63	0.39%
Prestatyn	55	0.57%
Llangollen	44	2.05%
Corwen	32	2.68%
Denbigh	20	0.45%

# Appendix A

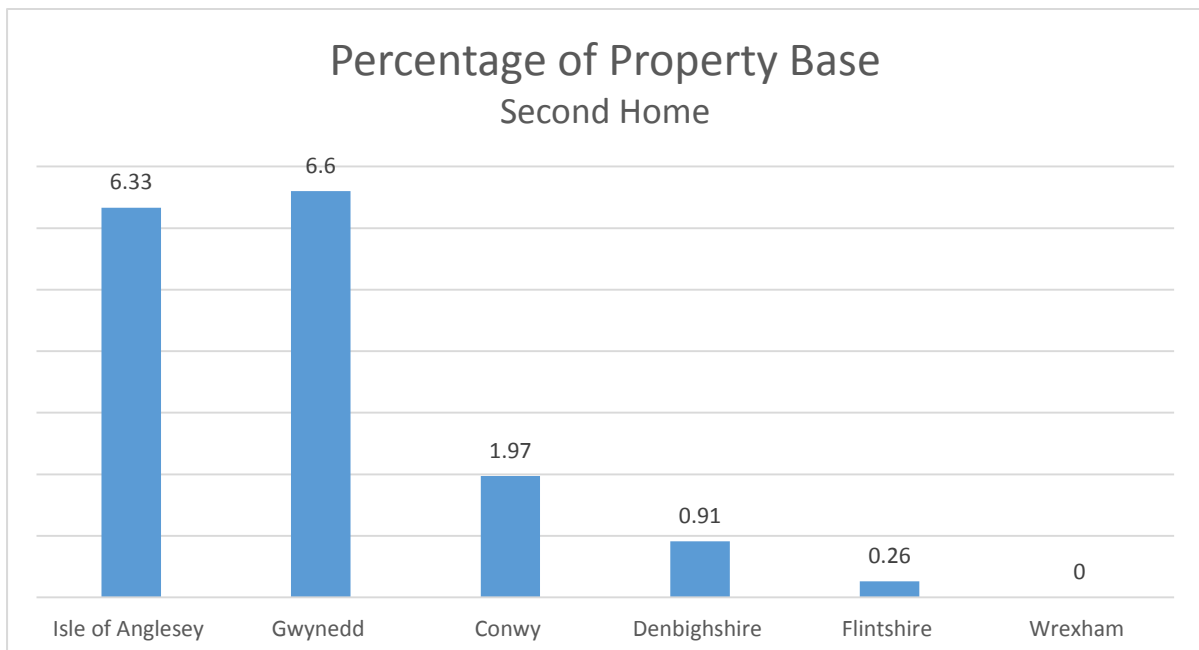
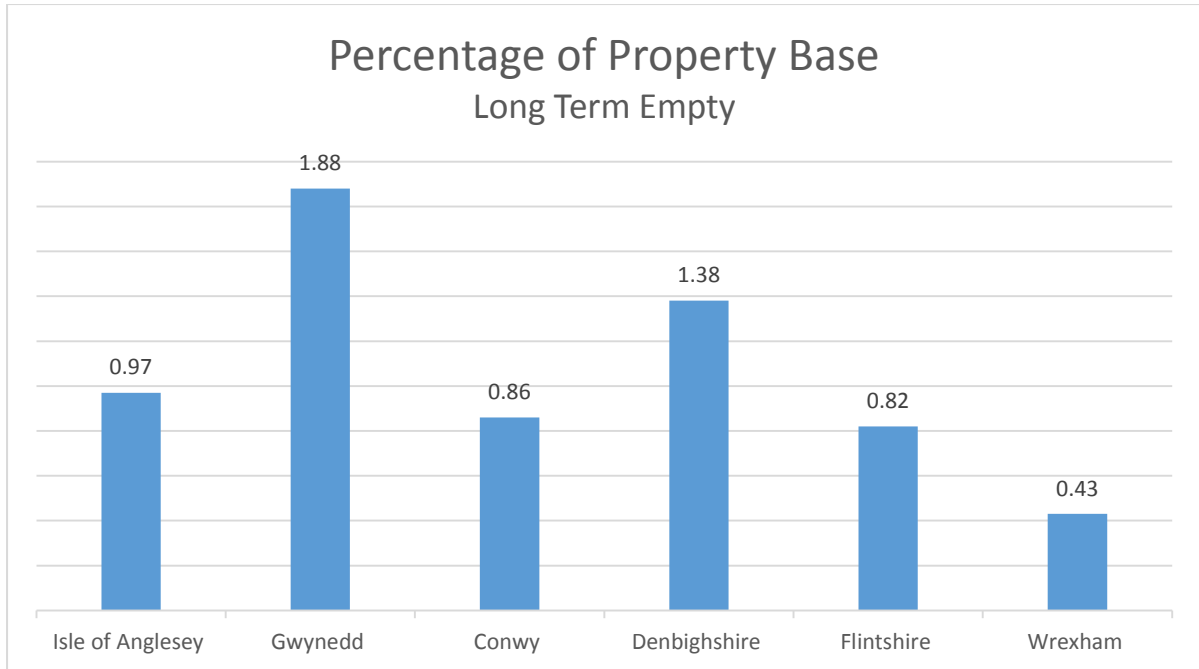
## Item 5 –

<b>Long Term Empty</b>	<b>22/23</b>	<b>23/24</b>
Conwy	50%	50%
Gwynedd	100%	100%
Flintshire	50%	50%
Wrexham	50%	50%
Anglesey	100%	100%
Denbighshire	50%	50%

<b>Second Homes</b>	<b>22/23</b>	<b>23/24</b>
Conwy	50%	50%
Gwynedd	100%	150%
Flintshire	50%	50%
Wrexham	50%	50%
Anglesey	35%	50%
Denbighshire	50%	50%

# Appendix A

Item 5: Information extracted from Welsh Government, Statistics for Wales Release  
January 2023: SFR 3/2023



# Appendix A

Item 6

## Predicted Revenue from Long Term Empty properties.

<b>Premium Increase</b>	<b>2024/25</b>	<b>2025/26</b>
100%	£1,017,136	£1,057,821
125%	£1,271,420	£1,322,276
150%	£1,525,704	£1,586,731
175%	£1,779,988	£1,851,187
200%	£2,034,272	£2,115,642
225%	£2,288,556	£2,380,097
250%	£3,051,408	£2,644,552
275%	£3,559,976	£2,909,008
300%	£3,051,408	£3,173,463

# Appendix A

## Item 6

### Predicted Revenue from Second Homes.

Premium Increase	2024/25	2025/26
100%	£624,333	£649,306
125%	£780,416	£811,632
150%	£936,499	£973,959
175%	£1,092,582	£1,136,286
200%	£1,248,666	£1,298,612
225%	£1,404,746	£1,460,938
250%	£1,404,749	£1,623,265
275%	£1,716,315	£1,785,592
300%	£1,872,999	£1,947,918

### Relevant Considerations

The legislation which allows local authorities to charge up to 300% from April 2023 can be found here: <https://www.legislation.gov.uk/wsi/2022/370/contents/made>

WG provided a statement in March 2022 outlining their commitment to address the issue of second homes and unaffordable housing. This can be found here:

<https://www.gov.wales/new-tax-rules-second-homes>