

**Report to:** Performance Scrutiny Committee

**Date of Meeting:** 23<sup>rd</sup> February 2012

**Lead Member/Officer:** Lead Member for Modernising the Council/ Head of Finance & q Assets

**Report Authors:** Head of Finance & Assets

**Title:** Energy Efficiency Update

---

**1 What is the report about?**

1.1 The report is being presented to:

- give an overview of the Council's progress in becoming more energy efficient;
- appraise Performance Scrutiny Committee of ongoing and proposed areas of work to further reduce the Council's energy consumption and carbon production.

**2 What is the reason for making this report?**

2.1 A report to Cabinet on 24<sup>th</sup> January 2012 highlighted the concerns of Performance Scrutiny Committee regarding the Councils' performance in meeting targets contained within the Corporate Plan (EEF002) and progress overall in respect of improved energy efficiency.

**3. What are the Recommendations?**

3.1 That Performance Scrutiny Committee note the progress made on improving the Council's energy efficiency.

3.2 That Performance Scrutiny Committee note and comment on the range of measures to be developed (subject to approval) for improving the Council's performance in energy efficiency and carbon reduction.

**4. Report Details:**

4.1 Regular meter readings are essential for effective energy management. At the outset of 2010/11 the Council was only receiving accurate meter readings from approximately 30% of its sites. By January 2012, this figure had increased to over 80%. Progress on meter readings between the months of April 2011 – January 2012 is indicated in Appendix 1.

4.2 The increase in meter readings is encouraging, particularly as the sites being regularly monitored represent in excess of 98% of the Council's expenditure on energy. However, inconsistencies still remain and a previously agreed protocol for imposing financial penalties on poorly performing services has not been implemented, mainly due to lack of resources to administer a protocol based on monitoring performance and enforcing sanctions. It is also questionable, based on the significance of the data not being regularly collected, whether such a system represents a reasonable cost/benefit return.

Details of site monitoring returns, categorised into Service Area, are included in Appendix 2

- 4.3 While the current target of 100% monitoring should remain, this needs to be balanced with a more pragmatic approach. Identifying sites in order of energy use and prioritising monitoring needs would focus the limited resources available both within the Energy Management Team and building users. The protocol on sanctions is proving unmanageable and it is proposed that this is replaced with the introduction of Automatic Meter Reading devices (AMR's) at sites where manual readings are not regularly forthcoming and based on an assessment of significance in terms of consumption. It should be noted that the introduction of an AMR will attract a £200.00 per annum increase per site in standing charges which will need to be met by the building user.
- 4.2 In terms of the Council's energy usage, the latest consumption figures (April 2011 – December 2011) indicate a reduction of 13% in electricity consumption and 24% in gas consumption over the same period last year. Figures are included in Appendix 3. This clearly translates into a saving for the Council as its energy bill will reduce as will its liability for Carbon Tax payments.
- 4.3 These savings have largely been achieved through improved housekeeping procedures and improvements to building fabric, services and controls. Physical works are funded through a combination of Capital Allocations and bids to Salix Finance Ltd (this funding is awarded based on invest to save – the savings being utilised to reimburse the initial capital outlay, but thereafter benefiting the Council).
- 4.4 Capital works (DCC & Salix funded) are usually undertaken where efficiency payback can be realised within a 5 year period. A list of proposed works (subject to available funding and excluding the Salix bid [which is currently being developed]) is included at Appendix 4 together with anticipated annual savings. The Council does not currently use any of the savings realised to reinvest in further energy efficiency works.
- 4.5 Renewable energy schemes have been investigated but high capital outlay, exacerbated by cuts in Feed In Tariffs, have extended the payback period of such schemes to 10 years plus. The Council does not currently have the capital funding required to undertake such schemes. It is likely that as technology costs reduce and energy costs rise, there will come a time when these schemes will become more cost effective.
- 4.6 Notwithstanding the above barriers, the Council has entered into an agreement with E.ON Energy Solutions for the provision of a biomass boiler at Rhyl Leisure Centre. E.ON will be responsible for installation and maintenance costs of the required plant, with the Council agreeing to purchase the energy produced. It is expected that this will realise an annual saving in the region of £5,000.00. Should this project realise its potential, additional schemes will be considered. The Council has also entered into preliminary discussions with Quiterevolutions, a vertical axis wind turbine manufacturer, investigating the potential for external investment which could have positive implications for renewable energy production and use at selected sites throughout the County.
- 4.7 The Energy Management Team are working closely with the Carbon Trust to bring forward training programmes for building users – initially Leisure Centre Managers and hopefully extending to school caretakers. This training is focused on good housekeeping arrangements. The Carbon Trust has also agreed to undertake free energy audits of high consumption buildings owned by the Council during 2012.

4.8 The Carbon Trust has recently issued the initial findings of a Local Government Carbon Management Review. Examples of performance were given for Wet Leisure Centres throughout Wales in terms of production of kgCO<sub>2</sub>/m<sup>2</sup> – included at Appendix 5. It can be seen that three out of four of the Council's buildings are well within the top quartile for performance. While it is recognised that this is not representative of all building types, wet leisure centres are a priority area for improvement both within the Council and throughout Wales (being high energy consumers) and this is an indication of the impact completed projects are having on reducing the Council's carbon production. The fourth wet leisure centre (Corwen) does not appear on the list. However, figures indicate that it would currently be in the lower quartile. This is reflective of the fact that improvement works have only recently been completed (improved lighting controls and an energy saving pool cover) and it is expected that performance will improve over the next 12 months. The introduction of improved housekeeping procedures at Llangollen Royal International Pavilion has also been recognised as an exemplary demonstration project at the Carbon Trust Annual Conference in Cardiff, realising in excess of £6,000.00 reduction in energy costs compared to previous years.

4.9 Additional staff members have been/are being recruited to assist with energy management and reduction and to provide backfill for a staff member on long term sick leave. Staff training is programmed for February 2012 which will provide the Council with an "in-house" Eco Schools assessor. A programme of assessments and improvements will then be implemented during 2012.

4.10 Following the Cabinet Report of 24<sup>th</sup> January 2012, the Energy Management Team presented a range of proposals to Senior Leadership Team (SLT) and will be reporting regularly regarding progress. Proposals presented to SLT were to:

Improve the profile of the Energy Management Team and promote the services it can provide, together with schemes completed and savings realised, through implementation of DCC's Intranet and Headlines;

Instigate a programme of review and improvement in housekeeping practice with a view to more efficient use of buildings;

Improve corporate awareness by attending and addressing manager forums (School Cluster Group Meetings, Building User Groups etc.);

Identify poorly performing sites and take active intervention;

Instigate a proactive training programme for building users in efficient energy control;

Implement a scheme which recycles savings made, based on energy usage, for reinvestment in further energy efficiency schemes, irrespective of funding source;

Investigate and promote potential for renewable energy schemes based on:

- Potential to attract outside investment, minimising the Council's capital outlay but generating clear long term benefits (cheaper energy, land rental etc.);
- Integration into large scale maintenance works (boiler replacement etc.) and/or new build/extension/refurbishment schemes where initial outlay can

be incorporated into the overall scheme and clear benefits can be realised within the project lifecycle;

**5. How does the decision contribute to the Corporate Priorities?**

5.1 The Council has set itself a target to reduce carbon emissions by 3% a year until 2020. The work in progress will help it meet that target.

**6. What will it cost and how will it affect other services?**

6.1 By being more Energy Efficient the Council will make monetary savings by spending less on utilities allowing funds to be released for other priority areas.

6.2 Costs and benefits realised are dependent on capital resources available.

**7. What consultations have been carried out?**

7.1 SLT has been consulted regarding improvements to energy management. Any proposed changes to existing protocols or policies will be subject to full consultation in line with current DCC practice.

**8. Power to take a decision**

Article 6 of the Council's Constitution

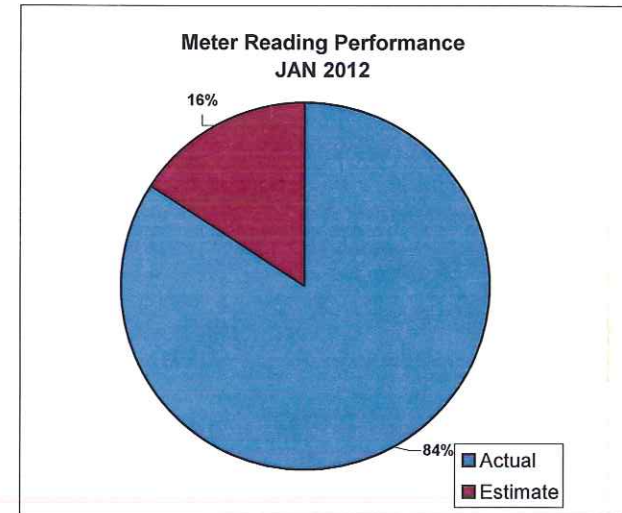
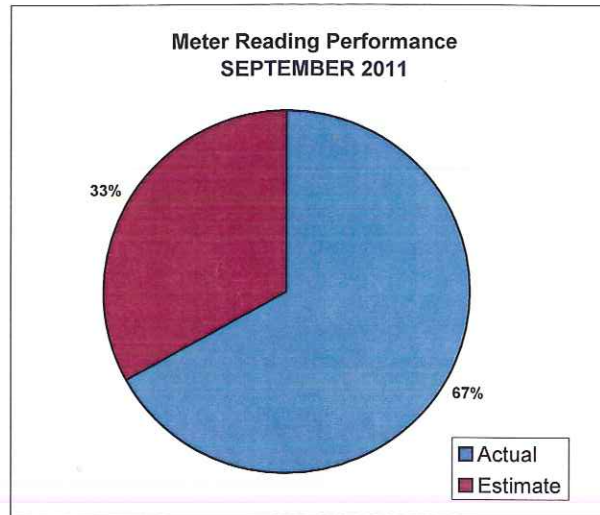
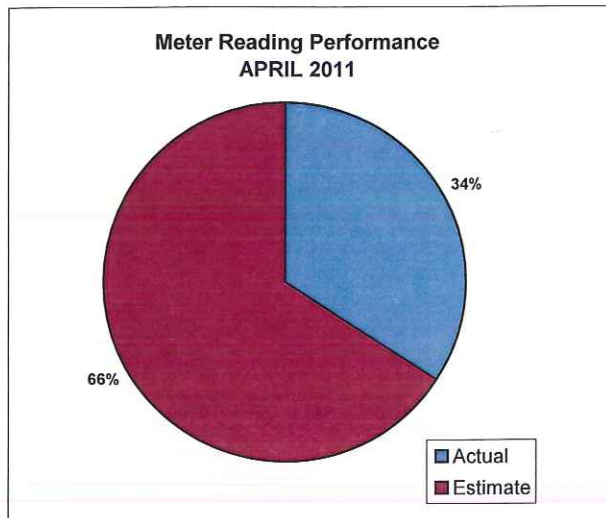
**Contact Officer:**

Strategic Assets Team Manager

Tel: 01824 706969

## Meter reading performance 2011 / 2012

### Appendix 1



# DENBIGHSHIRE M REGISTER 2011/2012

## Social Services

Phil Gilroy

E/O

CODE	PROPERTY NAME	V	F	R1	R2	MONTH												
						APR	MAY	JUN	JUL	AUG	SEP	OCT	NOV	DEC	JAN	FEB	MAR	
1 S21 210	AWELON					C	C							C	C	C		
2 S21 211	CYSGOD Y GAER					C	C	C	C	C				C	C	C		
3 S21 212	DOLWEN					C	C	C	C	C	C	C	C	C	C	C		
4 S22 221	HAFAN DEG						C					C	C	C	C	C		
5 S34 340	A8 PINFOLD WORKSHOPS															C		
6 S43 432	23 WESTBOURNE AVENUE,															C		
7 S46 305	MEIFOD WOOD PRODUCTS (S79 249)					C	C	C				C		C		C		
8 S46 307	ABERWHEELER NURSERY					C	C	C			C	C		C	C	C		
9 S54 810	21 MAES Y FELIN													C		C		
10 S56 706	COMMUNITY LIVING PROJECT																	
11 S68 013	TREM Y DYFFRYN unit B1					C	C				C	C	C	C	C	C		
12 S78 600	TREM Y DYFFRYN unit B5					C	C				C	C	C	C	C	C		
13 S68 013	TREM Y DYFFRYN unit B7					C	C				C	C	C	C	C	C		
14 S89 701	CEFNDY Health Care										C	C	C	C	C	C		
15 S93 016	19 BEDFORD STREET																	

15

5 10 8 13

## Highways and Infrastructure

Stuart Davies

CODE	PROPERTY NAME	V	F	R1	R2	MONTH												
						APR	MAY	JUN	JUL	AUG	SEP	OCT	NOV	DEC	JAN	FEB	MAR	
1 D28 003	BODELWYDDAN DEPOT FLEET WORKSHOP					C	C	C	C	C	C	C	C	C	C	C		
2 D25 005	BOTANICAL GARDENS Depot								C	C	C	C	C	C	C	C		
3 D25 007	MESS ROOM Prestatyn						C											
4 T13 002	BARKERS WELL LANE CAR PARK														C	C		
5 T13 003	UNDERGROUND CAR PARK					C	C	C	C	C	C	C	C	C	C	C		
6 T15 030	GLASDIR														C	C		

7	T16 002	LON PARCWR DEPOT						C	C	C	C	C	C	C	C	C		
8	T16 004	EX LIFE GUARD						C	C	C	C	C	C	C	C	C		
9	T16 006	KINMEL PARK DEPOT							C					C	C	C		
10	T16 011	TY NEWYDD DEPOT						C	C	C	C	C	C	C	C	C		
11	P26 006	TAI TREFOR GAS WORKS LANE DEPOT						C	C	C	C	C		C	C	C		
12	P26 013	PUMPING STATION LON PARCWR															C	
13	P26 019	FOUL WATER PUMP STN TYN LLIDIART															C	
14	P23 008	FFORDDLAS PUMPING STATION																

14

6 8 6 7 7 8 6 8 10 12

**Economic Regen**

Keith Bowler

CODE	PROPERTY NAME	V	F	R1	R2	MONTH													
						APR	MAY	JUN	JUL	AUG	SEP	OCT	NOV	DEC	JAN	FEB	MAR		
1	P26 013	LLYS CLWYD LON PARCWR RUTHIN														C	C		
2	P26 020	STUDIO 2 CROWN LANE DENBIGH						C								C		C	
3	P26 020	STUDIO 1 CROWN LANE DENBIGH																C	
4	P26 021	CROWN HOUSE RUTHIN																C	
5	P26 022	TY COCH - LANDLORD Llangynhafal						C	C	C	C	C	C	C	C	C	C		
6	P26 022	TY COCH - BIG BARN Llangynhafal						C	C	C	C	C	C	C	C	C	C		
7	P26 022	TY COCH - FIRST FLOOR Llangynhafal						C	C	C	C	C	C	C	C	C	C		
8	P26 022	TY COCH - SMALL UNIT Llangynhafal						C	C	C	C	C	C	C	C	C	C		
9	P26 025	14 - 18 EDWARD HENRY STREET RHYL																C	
10	P26 012	MORFA CLWYD UNITS RHYL										C				C			
11	P32 006	BRICKFIELDS POND - D7 PINFOLD RHYL						C	C	C	C	C	C	C	C	C	C		
12	P26 007	TAI TYWYN															C	C	
13	P26 006	KINGS AVENUE PRESTATYN															C	C	
14	P26 015	WESTBOURNE CENTRE															C	C	
15	P26 013	PUMPING STATION LON PARCWR																C	
16	P26 019	FOUL WATER PUMP STN TYN LLIDIART																C	
17	P28 002	BOAT HOUSE								C	C				C	C	C	C	
18	P28 002	PROM SECURITY OFFICE													C	C	C	C	
19	P28 002	LAND TRAIN STATION													C	C	C	C	
20	P28 002	LAND TRAIN KIOSK													C	C	C	C	
21	P28 002	COACH BOOKING OFFICE													C	C	C	C	
22	P23 008	FFORDDLAS PUMPING STATION																C	

1 6 6 6 6 6 10 12 14 21

22

# Education

Jackie Walley

CODE	PROPERTY NAME	V	F	R1	R2	MONTH											
						APR	MAY	JUN	JUL	AUG	SEP	OCT	NOV	DEC	JAN	FEB	MAR
1 E22 114	BETWYS GG SCHOOL					C	C	C		C	C	C	C		C		
2 E22 116	YSGOL-Y-FAENOL					C	C	C	C		C	C	C	C	C	C	
3 E22 117	YSGOL BODFARI						C	C			C	C		C	C		
4 E22 136	CARROG C P SCHOOL					C	C	C		C	C		C		C		
5 E22 140	CEFNMEIRIADOG C P SCHOOL						C				C		C		C		
6 E22 146	YSGOL CLOCAENOG					C	C	C			C	C	C		C		
7 E22 162	YSGOL CAER DREWYN					C	C	C	C	C	C	C	C	C	C		
8 E22 163	YSGOL CYFFYLLIOG						C	C			C	C	C		C		
9 E22 164	YSGOL MAESHYFRYD						C	C			C		C	C	C		
10 E22 168	YSGOL Y PARC					C	C	C		C	C	C			C		
11 E22 169	FRONGOCH					C	C	C	C		C	C	C	C	C		
12 E22 170	YSGOL GWAENYNOG					C	C	C	C	C	C		C	C	C		
13 E22 171	YSGOL HEULFRE					C	C	C		C	C	C		C	C		
14 E22 172	YSGOL TWM O'R NANT						C	C			C	C	C		C		
15 E22 176	YSGOL HIRADDUG					C	C	C	C	C	C	C	C	C	C		
16 E22 196	GELLIFOR CP						C	C	C	C	C	C	C		C		
17 E22 198	GLYNDYFRDWY C P SCHOOL										C						
18 E22 210	GWYDDELWERN C P SCHOOL					C	C	C	C		C	C	C	C	C		
19 E22 219	HENLLAN CP SCHOOL						C	C		C	C	C	C		C		
20 E22 247	YSGOL BRO FAMAU C P SCHOOL (LLANARMON)					C	C	C		C	C				C		
21 E22 249	LLANBEDR CP SCHOOL					C	C	C		C	C	C	C		C		
22 E22 251	BRYNEGLWYS SCHOOL						C	C							C		
23 E22 251	LLANDEGLA CONT SCHOOL					C	C	C							C		
24 E22 255	LLANDYRNOG VILLAGE HALL						C	C			C	C	C		C		
25 E22 255	YSGOL BRYN CLWYD (LLANDYRNOG School)						C	C			C	C	C		C		
26 E22 258	YSGOL LLANFAIR DC					C	C	C			C		C	C	C		
27 E22 261	LLANFERRES & COMM HALL (BRO FAMAU)						C				C				C		
28 E22 266	YSGOL BRYN COLLEN					C	C	C			C	C	C	C	C		
29 E22 268	YSGOL BRO CINMEIRCH LLANRHAEDR						C	C			C	C	C		C		
30 E22 284	YSGOL MELYD					C	C	C			C	C	C	C	C		
31 E22 325	PENTRECELYN SCHOOL					C	C	C			C	C			C		
32 E22 333	YSGOL CLAWDD OFFA					C	C				C	C			C		
33 E22 332	BODNANT JUNIORS						C	C			C	C	C		C		
34 E22 332	BODNANT INFANTS														C		
35 E22 336	YSGOL PENMORFA					C	C	C	C		C	C	C		C		
36 E22 337	YSGOL Y LLYS					C	C	C	C		C	C	C	C	C		
37 E22 338	PRION CP SCHOOL										C						
38 E22 351	RHEWL SCHOOL					C	C	C			C			C	C		
39 E22 361	YSGOL Y CASTELL					C	C	C	C	C	C	C			C		



40	E22 364	YSGOL BRYN HEDYDD								C	C			C	C	C			C
41	E22 365	CHRISTCHURCH C P SCHOOL								C	C	C		C	C	C			C
42	E22 366	YSGOL DEWI SANT								C	C			C		C			C
43	E22 367	YSGOL EMMANUEL C P								C	C	C		C	C				C
44	E22 368	YSGOL LLEWELYN									C	C		C	C	C	C		C
45	E22 369	YSGOL MAIR								C	C	C		C	C	C	C		C
46	E22 373	BORTHYN										C		C	C	C	C		C
47	E22 374	YSGOL PENBARRAS								C	C	C	C		C	C			C
48	E22 374	ANNEX RHOS STREET								C	C	C	C		C	C			C
49	E22 375	RHOS ST SCHOOL								C	C	C	C		C	C			C
50	E22 390	ST ASAPH INFANTS								C	C	C		C	C	C			C
51	E22 392	YSGOL ESGOB MORGAN								C	C	C	C		C				C
52	E22 405	TREFNANT CP SCHOOL								C	C	C		C	C	C			C
53	E22 408	TREMEIRCHION SCHOOL												C		C			
54	E22 490	ST BRIGIDS SCHOOL								C	C	C	C	C	C	C	C		C
55	E23 513	DENBIGH HIGH SCHOOL								C	C	C	C		C	C	C	C	C
56	E23 527	DINAS BRAN HIGH SCHOOL								C	C			C	C	C			C
57	E23 537	PRESTATYN HIGH SCHOOL								C	C	C	C	C	C	C	C		C
58	E23 541	RHYL HIGH SCHOOL								C	C	C	C	C	C	C	C		C
59	E23 543	EDWARD JONES HIGH SCH								C	C	C	C	C	C	C	C		C
60	E23 543	SPORTS CTR E JONES SCH									C	C	C	C	C		C	C	
61	E23 549	YSGOL BRYNHYFRYD								C	C	C	C	C	C	C	C	C	C
62	E23 549	BRYNHYFRYD SCHOOL HOUSE/ 6th FORM									C	C	C	C	C	C	C	C	C
63	E23 553	YSGOL GLAN CLWYD								C	C	C	C	C	C	C	C	C	C
64	E26 620	PLAS BRONDYFFRYN PRIMARY(Tyn Fron site)								C	C	C		C	C	C	C	C	C
65	E26 619	YSGOL PLAS BRONDYFFRYN(Park St)								C	C	C	C	C	C	C	C	C	C
66	E26 619	TIR YSGOL HYFRYDLE								C	C	C	C		C	C	C		
67	E26 621	GERDDI GLASFRYN								C	C	C	C		C	C	C		
68	E26 655	TIR MORFA (NEW)(Plot 1)								T	T	T		T	T	T	T	T	T
69	E26 655	TIR MORFA (OLD)								T	T	T		T	T	T	T	T	T
70	E22 252	YSGOL LLANDRILLO									C				C	C			C
71	E28 900	YSGOL PLAS CEFNDY								C	C	C	C		C	C	C	C	C
72	E28 003	PROJECT 11 / 6 GORDON AVENUE								C	T	T	T	T	T	T			C

72

66

**Environment**

278

Steve Parker

CODE	PROPERTY NAME	V	F	R1	R2	MONTH													
						APR	MAY	JUN	JUL	AUG	SEP	OCT	NOV	DEC	JAN	FEB	MAR		
H24 002	NOVA PUBLIC TOILETS								C	C	C	C	C	C	C	C	C		
H24 003	BARKBY BEACH PUBLIC TOILETS								C	C	C	C	C	C	C	C	C		
H24 004	CORONATION GARDENS PUBLIC TOILETS								C	C	C	C	C	C	C	C	C		

H24 005	BUS STATION PUBLIC TOILETS									C	C	C	C	C	C	C	C	C	Demolished Ja
H24 006	REAR NANT HALL PUBLIC TOILETS									C	C	C	C	C	C	C	C	C	
H24 010	WATERFALL RD PUBLIC TOILETS									C	C	C	C	C	C	C	C	C	
H24 012	RHUDDLAN PUBLIC TOILETS									C	C	C	C	C	C	C	C	C	
H24 013	ST ASAPH PUBLIC TOILETS									C	C	C	C	C	C	C	C	C	
H24 014	CRISPIN YARD PUBLIC TOILETS									C	C	C	C	C	C	C	C	C	
H24 016	LLANGOLLEN PUBLIC TOILETS									C	C	C	C	C	C	C	C	C	
H24 024	CORWEN PUBLIC TOILETS									C	C	C	C	C	C	C	C	C	
H24 030	ROSEMARY LANE PUBLIC TOILETS									C	C	C	C	C	C	C	C	C	
H24 035	EVENTS ARENA PUBLIC TOILETS									C	C	C	C	C	C	C	C	C	
H24 036	OLD GOLF ROAD PUBLIC TOILETS Rhyl									C	C	C	C	C	C	C	C	C	
H24 037	BOWLING PUBLIC TOILETS, Rhyl									C	C	C	C	C	C	C	C	C	
H24 044	BOTANICAL GDNS NEW PAVILION/CAFÉ										C	C	C	C	C	C	C	C	
H24 046	EAST PARADE PUBLIC TOILETS. Rhyl									C	C	C	C	C	C	C	C	C	
H24 050	DRIFT PARK TOILETS Rhyl									C	C	C	C	C	C	C	C	C	
-	RHYL TOWN HALL TOILETS									C	C	C	C	C	C	C	C	C	
P32 011	BERWYN TOILETS									C								C	
P32 008	TOILET BLOCK Loggerheads																	C	
H31 001	WEIGHBRIDGE																		
P33 002	D7 PINFOLD COUNTRYSIDE									C	C	C	C	C	C	C	C	C	
P33 002	LOGGERHEADS OLD MILL									C	C								
P33 002	GARAGES & TOILETS LOGGERHEADS									C	C	C							
P33 002	CAFÉ LOGGERHEADS									C	C	C							
P46 005	EVENTS ARENA									C		C	C	C	C	C	C	C	
P46 005	DISTRIBUTION PILLAR EVENTS									C		C	C	C	C	C	C	C	
P46 007	PADDLING POOL																	C	C
P46 008	BOWLING COMPLEX									C	C	C	C	C				C	C
P46 008	BARBICAN BOWLING											C		C				C	C
P46 009	BEACH PATROL OFFICE											C	C					C	C
P46 009	BEACH PATROL STATION											C	C						C
P46 013	PENSTOCK CHAMBER									C		C	C	C				C	
P46 013	BOAT HOUSE									C		C	C	C				C	C
T16 002	LON PARCWR DEPOT									C	C	C	C	C	C	C	C	C	
T16 006	KINMEL PARK DEPOT										C							C	C
T16 011	TY NEWYDD DEPOT									C	C	C	C	C	C	C	C	C	
P26 006	TAI TREFOR GAS WORKS LANE DEPOT									C	C	C	C	C	C			C	C
T07 003	WASTE & RECYCLING LON PARCWR RUTHIN																		C
E52 002	PLAS NEWYDD HOUSE										C							C	C
E52 002	STABLE BLOCK										C							C	C
E52 002	Y CABAN										C							C	C
E52 002	SHOP										C							C	C
E52 002	KITCHEN										C							C	C
E52 019	NANT CLWYD HOUSE RUTHIN																		C
P65 007	Meliden MUGA Multi Utility Games Area									C	C	C	C	C	C				C
P28 002	PROM SECURITY OFFICE																	C	C

P28 002	LAND TRAIN STATION																	C	C	C	C			
P28 002	LAND TRAIN KIOSK																		C	C	C	C		
P28 002	COACH BOOKING OFFICE																		C	C	C	C		

50

46

### Finance & Assets

Paul McGrady

CODE	PROPERTY NAME	V	F	R1	R2	MONTH																			
						APR	MAY	JUN	JUL	AUG	SEP	OCT	NOV	DEC	JAN	FEB	MAR								
E94 001	MIDDLE LANE						C	C	C	C	C	C	C	C	C										
H31 001	WEIGHBRIDGE St Asaph																								
T08 003	RUSSELL HOUSE					C	C	C	C	C	C	C	C	C	C										
T08 004	6/8 NANT HALL ROAD					C	C	C	C	C	C	C	C	C	C										
T08 010	COUNTY ARCHIVES (46 CLWYD ST)					C	C	C	C	C	C	C	C	C	C										
T08 025	CALEDFRYN					C	C	C	C	C	C	C	C	C	C										
T08 028	TREM CLWYD					C	C	C	C	C	C	C	C	C	C										
T08 029	TY NANT					C	C	C	C	C	C	C	C	C	C										
T08 031	FRONFRAITH					C	C	C	C	C	C	C	C	C	C										
T08 035	REGISTRAR OFFICE Morfa Clwyd										C	C	C	C							C				
T08 038	64 BRIGHTON ROAD					C	C	C	C	C	C	C	C	C	C										
	ST PETER'S SQUARE CLOCK TOWER RUTHIN																								

12

11

### Leisure, Library & Communities

Jamie Groves

CODE	PROPERTY NAME	V	F	R1	R2	MONTH																				
						APR	MAY	JUN	JUL	AUG	SEP	OCT	NOV	DEC	JAN	FEB	MAR									
E41 003	DENBIGH LIBRARY					C	C		C	C				C												
E41 005	PRESTATYN LIBRARY					C	C	C	C	C	C	C	C	C	C											
E41 006	RHYL LIBRARY					C	C	C	C	C	C	C	C	C	C											
E41 007	RHUDDLAN LIBRARY						C	C	C	C	C	C	C	C												
E41 008	RUTHIN LIBRARY						C	C	C	C	C			C	C											
E41 009	ST ASAPH LIBRARY					C	C	C	C	C	C	C	C	C	C											
E48 001	Y CAPEL LIBRARY/ONE STOP					C	C	C	C	C	C	C	C	C	C											
E66 089	HEALTHY LIVING													C												
E66 229	LLANGOLLEN YOUTH CLUB						C	C						C								C				
E66 323	PRESTATYN YOUTH CLUB						C		C													C				
E66 359	RUTHIN YOUTH CLUB						C	C	C	C	C	C	C	C								C				
P47 016	CRAFT CENTRE RUTHIN					C	C	C	C	C	C	C	C	C	C							C				

	DENBIGH YOUTH CLUB (ALWEN)					C	C	C	C	C	C	C	C	C	C		
P48 001	ROYAL INT PAVILION LLANGOLLEN					C	C	C	C	C	C	C	C	C	C		
P51 001	SWIMMING POOL CORWEN						C	C	C	C	C	C	C	C	C		
P58 001	DENBIGH LEISURE CENTRE						C	C			C	C	C	C	C		
P58 001	ASTROTURF LEISURE CTR						C	C			C			C	C		
P59 001	RUTHIN LEISURE CENTRE					C	C	C	C	C	C	C	C	C	C		
P55 001	RHYL LEISURE CENTRE						C						C	C	C		
P60 001	DINAS BRAN LEISURE CENTRE						C	C	C	C	C	C	C	C	C		
P62 001	RHYL TOWN HALL					C	C	C	C	C	C	C	C	C	C		
P62 002	NEUADD EDEYRNION/ONE STOP SHOP CORWEN						C	C	C	C	C	C	C	C	C		
P62 003	DENBIGH MARKET HALL						C	C	C	C	C	C	C	C	C		
P62 003	DENBIGH TOWN HALL					C	C	C	C	C	C	C	C	C	C		
P62 005	LLANGOLLEN TOWN HALL					C	C	C	C	C	C	C	C	C	C		
P62 005	INFORMATION OFFICE LLANGOLLEN																
	MARGARET MORRIS CENTRE					C	C	C	C	C	C			C	C		
E62 001	OAK TREE CENTRE RHYL, ERNEST St					C	C	C	C		C	C		C	C		

31

29

### Housing

CODE	PROPERTY NAME	V	F	R1	R2	MONTH											
						APR	MAY	JUN	JUL	AUG	SEP	OCT	NOV	DEC	JAN	FEB	MAR
1	HR1 021 11 MAES BRYN MELYD					C	C				C			C			
2	HR1 021 7 MAES BRYN MELYD					C	C				C			C			
3	HR1 022 33 RHYDWEN DRIVE					C		C					C	C	C	C	
4	HR1 025 RESOURCE CENTRE																
5	HR1 027 RESOURCE CENTRE																
6	HR2 051 BRYN IBOD SEWAGE WORKS						C				C			C			
7	HR2 052 HEN AFON SEWAGE WORKS						C				C			C			
8	HR2 053 MAES RATHBONE STW						C				C			C			
9	HR2 054 MAES RATHBONE STW						C				C			C			
10	HR2 055 DYFFRYN TEG STW						C				C			C			
11	HR3 001 1 - 6 BRON Y CREST																C
12	HR3 001 7 - 12 BRON Y CREST																C
13	HR3 001 1 - 6 BOD NANT FLATS																C
14	HR3 001 7 -12 BOD NANT FLATS																C
15	HR3 001 PENNANT FLATS																C
16	HR3 001 10-17 PENNANT FLATS																C
17	HR3 001 18 -25 PENNANT FLATS																C
18	HR3 001 FLAT 3 PENNANT																C
19	HR3 001 FLAT 9 PENNANT						C										C
20	HR3 001 LLYGADOG																C
21	HR3 001 TREM Y FOEL																C



C - Reding received by card/e-mail  
 T - reading received by telephone

Kw/h	176000 - consumption from unread meters (based on estimated bills)	1.85%
Kw/h	9510156 - consumption from read meters	98.15%
Kw/h	9686156.00	100%

The actaul reads cover 98% of our consumption  
 (Figures represent annual consumption)

**Appendix 3**  
**Energy Savings, comparing 2010 /2011/ to 2011 / 2012**

<b>Gas</b>		Reduction kwh
2010 -2011		
Total gas April to Dec	18204160 kwh	
2011 - 2012 April to Dec	13826662 kwh	4377498
<b>percentage saving</b>	<b>24.05 %</b>	

<b>Electric</b>		
2010 -2011		
Total electric April to Dec	5518939.67 kwh	
2011. 2012 April to Dec	4803899 kwh	715040.6667
<b>percentage saving</b>	<b>12.96 %</b>	

## Appendix 4

Customer Site Reference	Site Address1	Insulation £k	Heating controls upgrade £k	Gas conversion	Lighting upgrade, LED / controls £k
	<b>None schools</b>				
E66 359	YOUTH CENTRE RUTHIN	5	-	-	-
S21 211	CYSGOD Y GAER	-	15	-	-
T08 025	CALEDFRYN	-	-	-	5
T9B 049	County Hall	-	-	-	25
S01	Cefndy enterprises	-	-	-	-
	Total	5	15	0	30

<b>Schools</b>					
Potential Energy Eff Projects 2012 .2013					
Customer Site Reference	Site Address1	Insulation £k	Heating controls upgrade £k	Gas conversion	Lighting upgrade, LED / controls £k
E22 176	YSGOL HIRADDUG	10	0	-	-
E22 247	YSGOL Bro Famau C P SCHOOL	5	-	-	-
E22 365	CHRISTCHURCH C P SCHOOL	5	5	15	-
E22 373	BORTHYN	5	-	-	-
E22 390	ST ASAPH INFANTS	-	-	10	-
E22	Penmorfa Prestatyn	-	-	15	-
E23 513	DENBIGH HIGH SCHOOL	10	-	-	20
E23 549	Brynhyfryd	-	8	-	5
	Total	35	13	40	25

Highways & Infrastructure	No's	Anticipated cost (£K)	Anticipated saving p/a (£K)	Anticipated payback (yrs)
Street lighting scheme (replacement bulbs - energy efficient & long life)		650	250	30
				8.3



Pool cover £k	Power Perfector £k	Water saving devices	Total cost £k	Cost saving £k	Simple payback	Potencial C02 saving /pa. tonnes
-	-	-	5	2	2.50	3
-	-	-	15	11	1.36	15
-	-	-	5	2.5	2.00	5
-	-	-	25	5	5.00	2
-	20	-	20	6	3.33	30
0	20	0	70	26.5	-	55

Pool cover £k	Power Perfector £k	Water saving devices	Total cost £k	Cost saving £k	Simple payback	Potencial C02 saving /pa. tonnes
-	-	-	10	4	2.5	34
-	-	-	5	2	2.5	5
-	-	-	25	10	2.5	5
-	-	-	5	2	2.5	1
-	-	-	10	2.5	4	3
-	-	-	15	3.5	4.29	1
-	-	-	30	8	3.75	25
-	-	-	13	3	4.33	20
0	0	0	113	35	-	94

