





Appendix 3: DCC Risk Score Methodology

LIKELIHOOD	Event is almost certain to occur in most circumstances	>70%	Almost Certain	A					
	Event likely to occur in most circumstances	30-70%	Likely	B					
	Event will possibly occur at some time	10-30%	Possible	C					
	Event unlikely and may occur at some time	1-10%	Unlikely	D					
	Event rare and may occur only in exceptional circumstances	<1%	Rare	E					
					5	4	3	2	1
					Very Low	Low	Medium	High	Very High
Service Performance	Minor errors or disruption	Some disruption to activities/customers	Disruption to core activities/customers	Significant disruption to core activities. Key targets missed	Unable to deliver core activities. Strategic aims compromised				
Reputation	Trust recoverable with little effort or cost	Trust recoverable at modest cost with resource allocation within budgets	Trust recovery demands cost authorisation beyond existing budgets	Trust recoverable at considerable cost and management attention	Trust severely damaged and full recovery questionable and costly				
Financial Cost (£)	<£50k	£50k - £250k	£250k - £1 m	£1 m - £5 m	>£5m				
IMPACT									

The combination of impact and likelihood results in a risk exposure rating of:

	Min or	Risk easily managed locally – no need to involve management
	Moderate	Risk containable at service level – senior management and SLT may to be kept informed
	Major	Intervention by SLT and/ or CET with Cabinet involvement
	Critical	Significant CET and Cabinet intervention

The full guide to risk management, including the matrix, can be accessed [here](#).